

# Integra® Valve Mounting Bases

*For 1/4" and 1/2" 2-way Integra valves*

## Mounting base

PART NUMBER	DESCRIPTION
I4-MB-01	For use with all 1/4" 2-way Integra® valves except those with 1/4" Flaretek® or 1/4" Flaretek "SpaceSaver" port connections
I8-MB-01	For use with 1/2" 2-way Integra valves except those with 1/2" Flaretek or 1/2" Flaretek "SpaceSaver" port connections
I8-MB-02	For use with 1/2" 2-way Integra valves with 1/2" Flaretek or 1/2" Flaretek "SpaceSaver" port connections
Material of construction	High density polyethylene

## INSTALLATION INSTRUCTIONS

1. Secure the mounting base to a flat surface using four fasteners of appropriate length (not included), one fastener per corner.
2. Before installing the valve in the mounting base, determine the desired port connection orientation with respect to the mounting base.
3. Insert the valve's mounting foot (1) into the fixed side (2) of the base (see Figure 1). Angle the valve slightly while doing this.
4. Push the valve mounting foot into place on the release trigger side of the mounting base (3). The mounting foot should snap into place below the release trigger detent. The valve should be securely held in place by the mounting base.

## REMOVAL INSTRUCTIONS

1. Depress the release trigger and pull on the valve to clear the mounting foot from the release trigger detent. Clear the valve mounting foot from the fixed side of the mounting base.

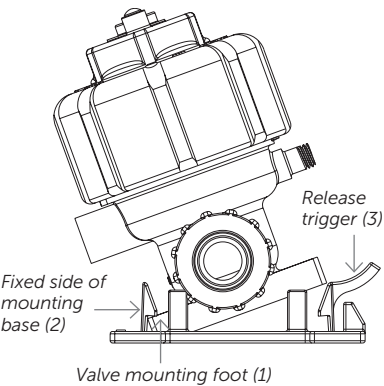


Figure 1.

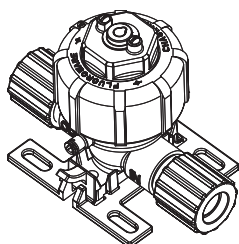
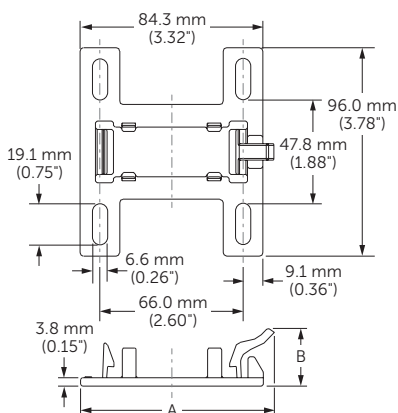


Figure 2. Valve orientation

## DIMENSIONS

PART NUMBER	DIMENSION	
	A (with release trigger fully depressed)	B (not depressed)
I4-MB-01	84.6 mm (3.33")	24.9 mm (0.98")
I8-MB-01	89.2 mm (3.51")	25.4 mm (1.00")
I8-MB-02	89.2 mm (3.51")	25.4 mm (1.00")



## FOR MORE INFORMATION

Please call your Regional Customer Service Center today to learn what Entegris can do for you. Visit [entegris.com](http://entegris.com) and select the [Contact Us](#) link to find the customer service center nearest you.

## TERMS AND CONDITIONS OF SALE

All purchases are subject to Entegris' Terms and Conditions of Sale. To view and print this information, visit [entegris.com](http://entegris.com) and select the [Terms & Conditions](#) link in the footer.



Corporate Headquarters  
129 Concord Road  
Billerica, MA 01821  
USA

Customer Service  
Tel +1 952 556 4181  
Fax +1 952 556 8022  
Toll Free 800 394 4083

Entegris®, the Entegris Rings Design®, Pure Advantage™, and other product names are trademarks of Entegris, Inc. as listed on [entegris.com/trademarks](http://entegris.com/trademarks). All third-party product names, logos, and company names are trademarks or registered trademarks of their respective owners. Use of them does not imply any affiliation, sponsorship, or endorsement by the trademark owner.

©2005-2018 Entegris, Inc. | All rights reserved. | Printed in the USA | 3220-2119ENT-0618

P/N 01-003180 | Rev. C 06/18

[www.entegris.com](http://www.entegris.com)