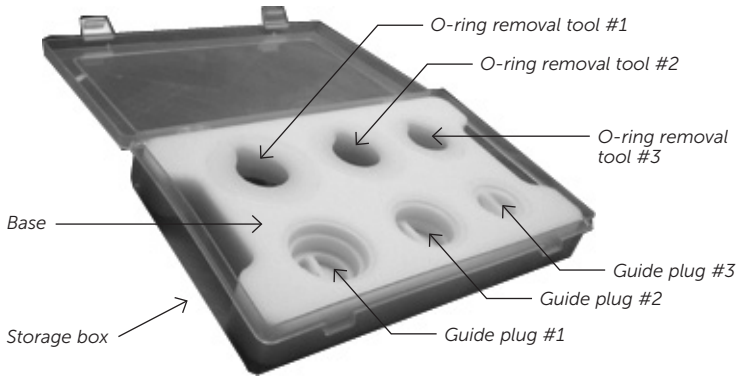


# Sentry<sup>®</sup> QCIII Quick Connect System

*Dispense head o-ring  
replacement procedure*



## O-RING REMOVAL

1. Remove base from storage box.
2. Attach o-ring removal tool #3 to dispense head by sliding from the side and over the bottom o-ring (smallest).



Figure 1.

3. Pry o-ring removal tool #3 from closed side and o-ring will come off dispense head.



Figure 2.

4. Remove o-ring from the o-ring removal tool with your thumb.



Figure 3.

5. Repeat steps 2-5 using o-ring removal tool #2 to remove the middle o-ring and o-ring removal tool #1 to remove the upper (largest) o-ring.
6. Proceed to o-ring installation.

## O-RING INSTALLATION

1. Remove guide plugs #1, #2 and #3 and set adjacent to their storage spaces.
2. Place new #1, #2 and #3 o-rings in their corresponding counter bore on the tool kit base.




Figure 4.

3. Set the #1, #2 and #3 guide plugs on top of the corresponding o-ring in base.




Figure 5.

4. Set dispense head on top of guide plug #1.



Figure 6.

5. Using two hands, push straight down until o-ring snaps into place.
6. Lift. The o-ring has been installed.



Figure 7.

7. Repeat steps 4-6 for o-rings #2 and #3.
8. Prior to placing back in the storage box, rinse or clean the tool kit base and components to remove any residual chemical.

## FOR MORE INFORMATION

Please call your Regional Customer Service Center today to learn what Entegris can do for you. Visit [entegris.com](http://entegris.com) and select the Contact Us link to find the customer service center nearest you.

## TERMS AND CONDITIONS OF SALE

All purchases are subject to Entegris' Terms and Conditions of Sale. To view and print this information, visit [entegris.com](http://entegris.com) and select the Terms & Conditions link in the footer.

---



PURE ADVANTAGE

### Corporate Headquarters

129 Concord Road  
Billerica, MA 01821  
USA

### Customer Service

Tel +1 952 556 4181  
Fax +1 952 556 8022  
Toll Free 800 394 4083

Entegris®, the Entegris Rings Design™ and Sentry® are trademarks of Entegris, Inc.

©2006-2017 Entegris, Inc. | All rights reserved. | Printed in the USA | 3560-2426ENT-0517