

Solaris® Valveless Reinforced Manifold

The Solaris® filtration manifold provides rapid filter changeout with no tools. You can change the filter in less than one minute! Additionally, with its compact, stable design, the Solaris manifold provides easy installation or retrofit into existing tools.

SPECIFICATIONS

Materials of construction	Polypropylene, stainless steel (backplate)
Maximum operating temperature	25°C (77°F)
Maximum operating pressure	5.5 bar (80 psi) @ 20°C (68°F)

Safety

WARNING! Solaris disposable filters are typically used in the Solaris manifold. These filters are designed to process toxic and hazardous chemicals **ONLY** in process systems that include double containment of all filter housings, filters, and other pressure vessels. Use of these products to process chemicals in such systems without double containment poses a serious hazard to health and safety and should be avoided.

WARNING! Wear chemically resistant garments and eye protection during filter changeout and startup.

WARNING! DO NOT USE Solaris disposable filters with flammable solvents. Solaris disposable filters are intended for use with high-purity, nonflammable chemicals, including slurries at ambient temperature.

SOLARIS MANIFOLD INSTALLATION

CAUTION: Failure to follow these procedures may adversely affect the product's performance and could void the product warranty..

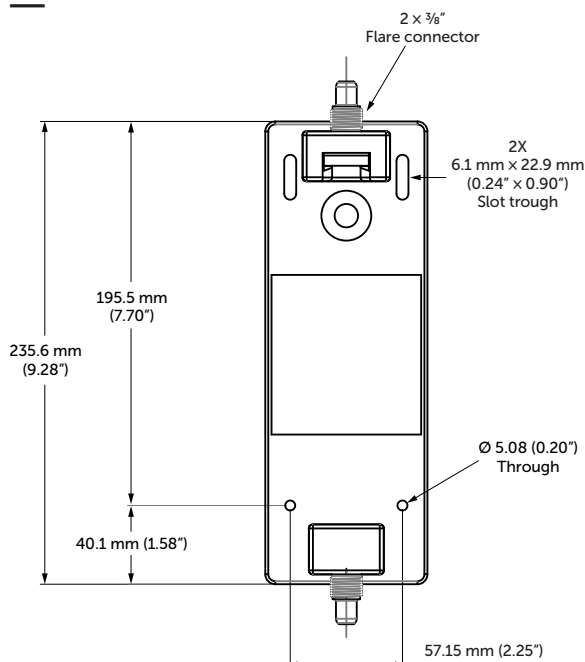
CAUTION: Inspect, but **DO NOT** unwrap any parts until installation. Contact your Entegris representative with any concerns.

1. Mount the Solaris manifold vertically with the OUTLET on the top. Refer to the dimensional drawing for overall filter/manifold space requirements.

You **MUST** mount the manifold securely to prevent movement of the manifold during filter change.

2. Connect the manifold to the inlet and outlet lines. Use appropriate fittings.
3. After installing the filter, verify that all connections are leak tight.

DIMENSIONS



SOLARIS FILTER INSTALLATION

Step 1: Unpack the Filter

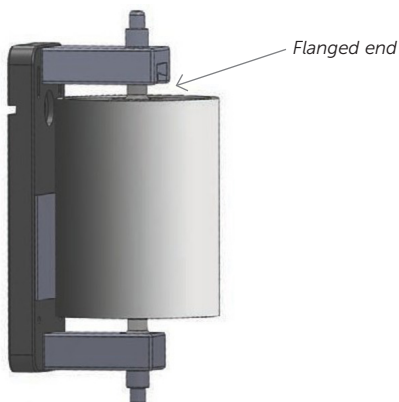
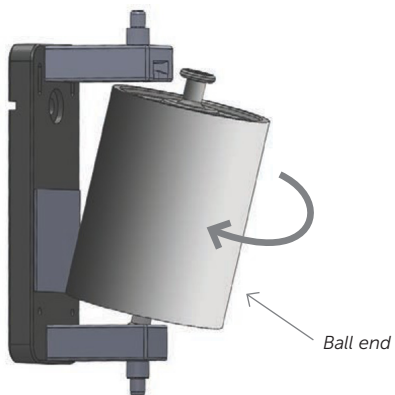
CAUTION: The filter is double bagged for clean-room service and should remain packaged until installation. **DO NOT** remove the filter from the protective bag unless you are in a clean environment.

1. Remove the filter from the box and carry the filter into the gray area.
2. Remove the outer protective bag and discard.
3. Carry the filter (sealed in the inner bag) into the clean area.
4. Remove the inner protective bag and discard.
5. Remove the shipping caps from the filter and put them in a safe place. You may use these caps later for filter removal.

NOTE: Solaris filters **DO NOT** require prewetting.

Step 2: Install the Filter

1. Wet the bottom filter O-ring with IPA, then insert the ball end into the manifold. To ensure proper seating of the O-ring, rotate the filter while inserting the ball end.
2. Slide the flange end into the top manifold block.



Step 3: Start the Chemical Feed

DANGER! Take proper precautions when handling aggressive chemicals. Wear chemically resistant garments and gloves, as well as eye protection such as goggles.

1. To fill the filter, start the flow of chemical at <1000 mL/min.
2. When the filter is full, prime the filter with two additional liters of chemical. At this point the unit is ready for operation.

FILTER REMOVAL

1. Shut **OFF** the chemical source.

WARNING: CHEMICAL SPLASH HAZARD! YOU MUST SHUT OFF the chemical source BEFORE removing the filter and BEFORE closing any downstream valves.

2. Close the downstream valve if present.
3. Wet the O-rings with IPA or DI water for lubrication.
4. Rotate the filter and tilt the top of the filter out of the manifold.
5. Pull the bottom of the filter out of the manifold.

FOR MORE INFORMATION

Please call your Regional Customer Service Center today to learn what Entegris can do for you. Visit entegris.com and select the [Contact Us](#) link to find the customer service center nearest you.

TERMS AND CONDITIONS OF SALE

All purchases are subject to Entegris' Terms and Conditions of Sale. To view and print this information, visit entegris.com and select the [Terms & Conditions](#) link in the footer.



Corporate Headquarters

129 Concord Road
Billerica, MA 01821
USA

Customer Service

Tel +1 952 556 4181
Fax +1 952 556 8022
Toll Free 800 394 4083

Entegris®, the Entegris Rings Design®, and other product names are trademarks of Entegris, Inc. as listed on entegris.com/trademarks. All third-party product names, logos, and company names are trademarks or registered trademarks of their respective owners. Use of them does not imply any affiliation, sponsorship, or endorsement by the trademark owner.

©2020 Entegris, Inc. | All rights reserved. | Printed in the USA | 4423-11125ENT-0520