



PRIMELOCK® DIRECTIONAL SLEEVE MANDRELS

Prevents backwards installation of insert

Overview

Entegris offers a full line of high-performance PrimeLock® fittings that are clean, robust and easy to assemble. The accompanying assembly tools include bench top and handheld assembly tools, tubing clamps, insert installation mandrels, minimum tube union mandrels and wrenches.

The directional sleeve mandrel was added to the assembly tools product line to prevent incorrect insert installation during assembly.

How the Mandrel Works

Correct Insert Installation

A properly assembled insert starts by sliding the insert onto the mandrel with the installation indication lines closest to the shoulder of the mandrel as shown in Figures 1 and 2.

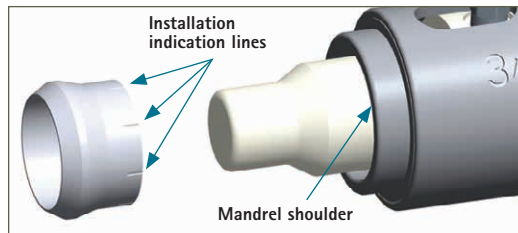


Figure 1. Correct installation of insert.

When the insert is properly installed on the mandrel, the installation indication lines will slide under the mandrel shoulder as shown in Figure 2.




Figure 2. Correct installation of insert.

While installing the insert into the tube, the tube will slide over the insert and push the mandrel shoulder back as shown in Figure 3.

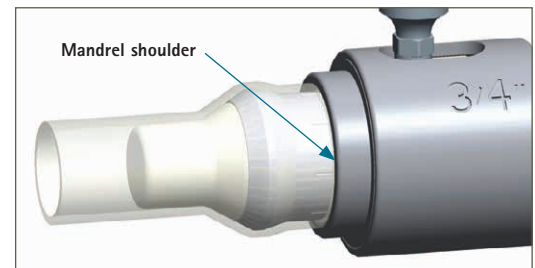


Figure 3. Correct installation of insert.

The insert is now properly installed into the tube.

Incorrect Insert Installation

If the insert is installed backwards on the mandrel, the installation indication lines will be facing towards the tubing as shown in Figure 4. The directional sleeve mandrel will prevent the insert from fully sliding on the mandrel as shown in Figure 5.

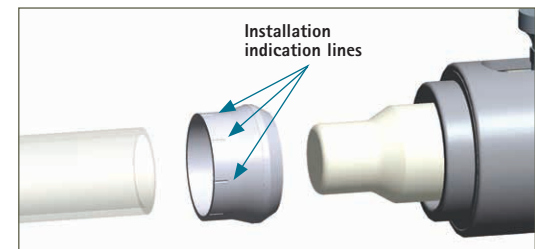


Figure 4. Incorrect installation of insert.

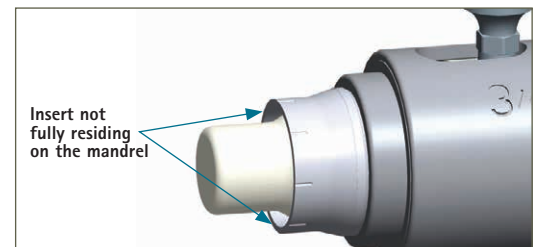


Figure 5. Incorrect installation of insert.

If the operator tries to install the insert into the tube when the insert is assembled backwards on the mandrel (as shown in Figure 6), the insert will not go into the tube. This prevents the insert from being installed backwards into the tube.




Figure 6. Incorrect installation of insert.

Ordering Information

Part Number	Description	Size
PMND-6-B	Mandrel – directional sleeve	3/8"
PMND-8-B	Mandrel – directional sleeve	1/2"
PMND-12-B	Mandrel – directional sleeve	3/4"
PMND-16-B	Mandrel – directional sleeve	1"
PMND-20-B	Mandrel – directional sleeve	1 1/4"
PMND-24-B	Mandrel – directional sleeve	1 1/2"

For additional information, please consult your local sales representative.

Entegris®, the Entegris Rings Design®, Creating a Material Advantage®, and PrimeLock® are registered trademarks of Entegris, Inc.

ENTEGRIS, INC.

Corporate Headquarters | 129 Concord Road | Billerica, MA 01821 USA
 Customer Service Tel. +1 952 556 4181 | Customer Service Fax +1 952 556 8022
 In North America 800 394 4083 | www.entegris.com